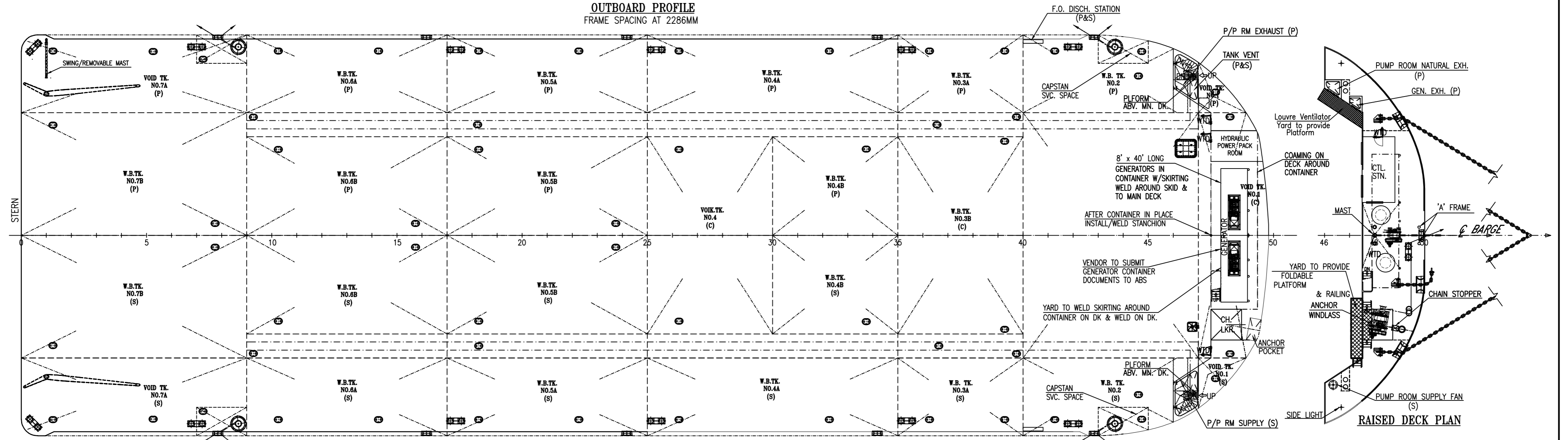
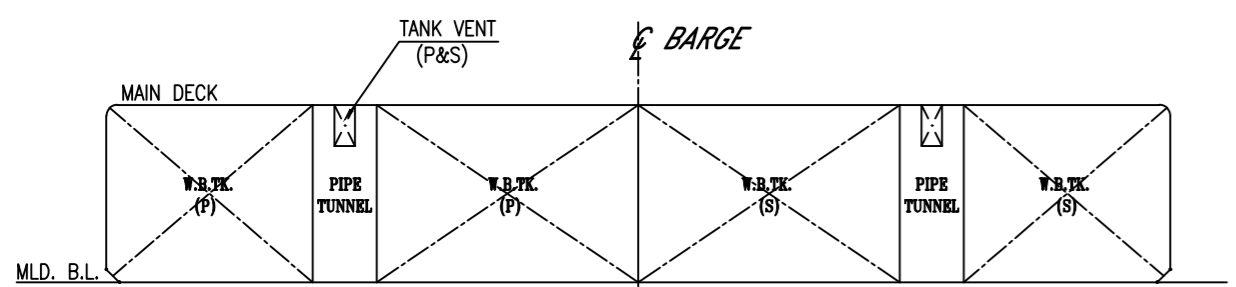


OUTBOARD PROFILE
FRAME SPACING AT 2286MM



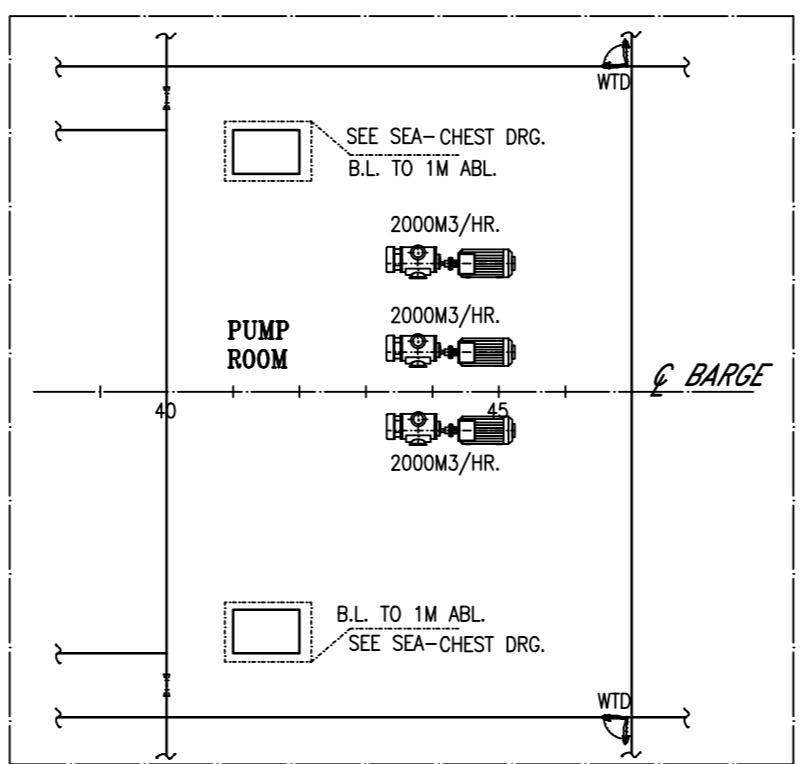
RAISED DECK PLAN



SECTION AT TANKS

PRINCIPAL DIMENSIONS	
LENGTH O.A. (MLD. HULL)	375 FT (114.3 M)
BREADTH (MLD.)	120 FT (36.6 M)
DEPTH (MLD.)	20 FT (6.1 M)
LOADED DRAFT	16 FT (4.84 M)
DECK LOADING	25 T/M2

MAIN DECK PLAN



BELOW DECK PLAN
(PUMP ROOM)

CLASS: ABS * A1 BARGE

R13	UPDATED AS PER CLIENT COMMENTS	TIW	11.09.12
R12	CONTROL STATION & SINGLE BOLLARD UPDATED	WEI JUN	17.08.12
R11	DELETED TYRES FENDER, SIDE LIGHTS TO TALLY PLAN SHOWN, ADDED PUSH PATCH & MOORING HEADLINE PER OWNER EMAIL DATED 13th JUNE 2012	WEI JUN	19.06.12
E1-R10	E1 TO E12 & R0 TO R10 REFER TO EXISTING DOCUMENTS.		
REV.	MODIFICATION	DATE	BY
OWNER			

ANHUI JANTLE MARINE ENGINEERING CO., LTD. HULL NO. : HT32

PROJECT 375FT BALLASTABLE BARGE

TITLE GENERAL ARRANGEMENT

REV	OWNER/CLIENT	CLASS	YARD	APPROVED/REVIEWED
R11				

THIS DOCUMENT AND THE INFORMATION IT CONTAINS IS COPYRIGHT AND REMAINS THE PROPERTY OF SEATECH SOLUTIONS INTL. PTE LTD. IT IS NOT TO BE COPIED IN WHOLE OR IN PART OR DISCLOSED TO ANY THIRD PARTY FOR ANY PURPOSE WHATSOEVER WITHOUT PRIOR WRITTEN CONSENT.

DATE : 27.04.11	SCALE : 1:250	SHEET NO. : A2
DRAWN BY : RON	PROJECT NO. : P-2027	
CHECKED BY : GSC	DRG NO. : P2027-101-00-R13	